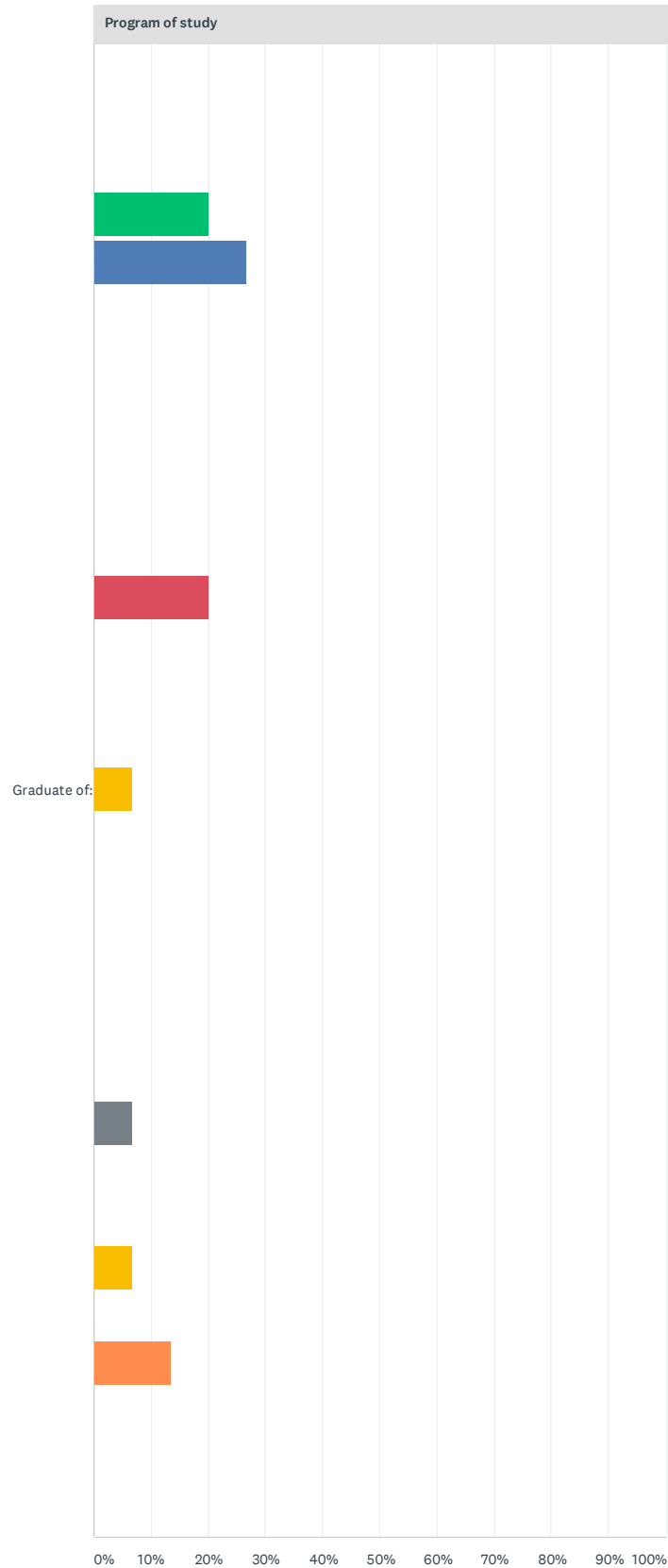


Q1 From the drop-down menu below, please select the program of study in which you received your degree.

Answered: 15 Skipped: 0



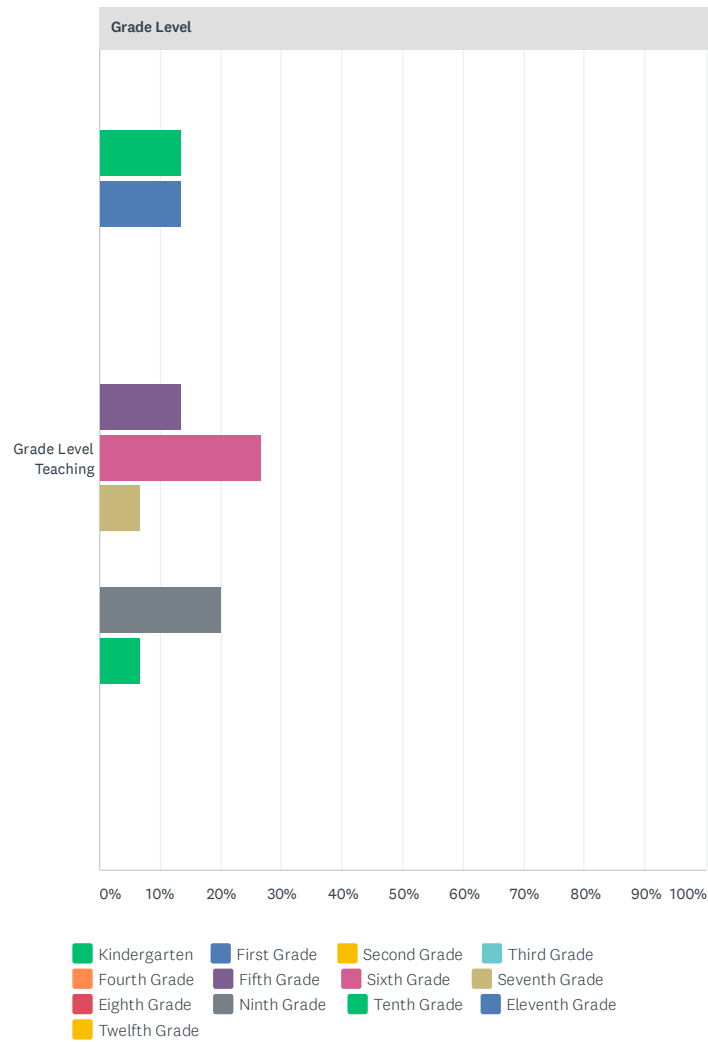
SURVEY OF GRADUATES: College of Education Undergraduate Programs (April 2020)

- Early Childhood Education
- Elementary Education
- Middle School Education
- Secondary Education: Agricultural
- Secondary Education: Biology
- Secondary Education: Business
- Secondary Education: Chemistry
- Secondary Education: Earth Science
- Secondary Education: English
- Secondary Education: Family and Consumer Science
- Secondary Education: General Science
- Secondary Education: Technology and Industrial Arts
- Secondary Education: Mathematics
- Secondary Education: French
- Secondary Education: German
- Secondary Education: Spanish
- Secondary Education: Physics
- Secondary Education: Social Studies
- Secondary Education: Speech
- Kinesiology K-12
- Art Education K-12
- Vocal Music Education K-12
- Instrumental Music Education K-12
- Special Education Early Intervention
- Special Education Mild /Moderate 1-12

| Program of study | | | | | | | | | |
|------------------|---------------------------|----------------------|-------------------------|-----------------------------------|------------------------------|-------------------------------|--------------------------------|------------------------------------|------------------------------|
| | EARLY CHILDHOOD EDUCATION | ELEMENTARY EDUCATION | MIDDLE SCHOOL EDUCATION | SECONDARY EDUCATION: AGRICULTURAL | SECONDARY EDUCATION: BIOLOGY | SECONDARY EDUCATION: BUSINESS | SECONDARY EDUCATION: CHEMISTRY | SECONDARY EDUCATION: EARTH SCIENCE | SECONDARY EDUCATION: ENGLISH |
| Graduate of: | 20.00% 3 | 26.67% 4 | 0.00% 0 | 0.00% 0 | 0.00% 0 | 0.00% 0 | 0.00% 0 | 0.00% 0 | 20.00% 3 |

Q2 What is/are the current grade level(s) you are teaching?

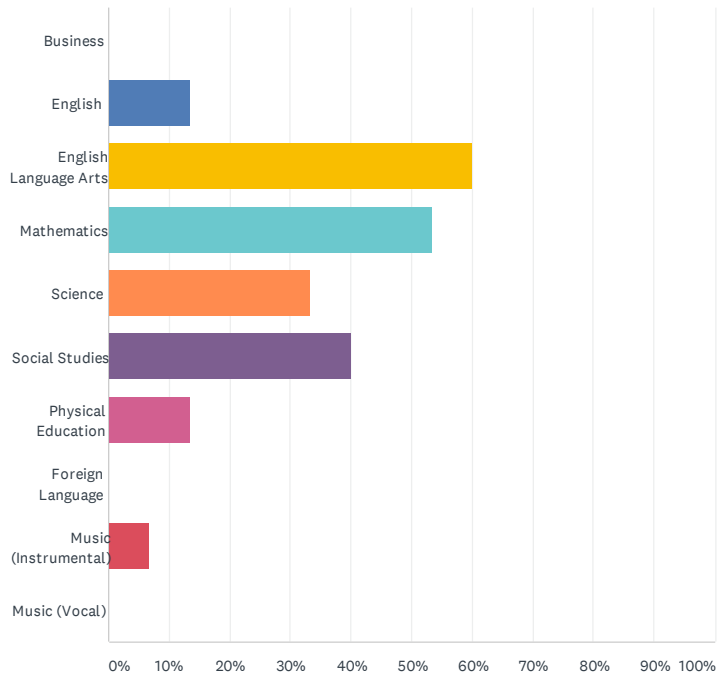
Answered: 15 Skipped: 0



| Grade Level | | | | | | | | | | | | |
|----------------------|--------------|-------------|--------------|-------------|--------------|-------------|-------------|---------------|--------------|-------------|-------------|----------------|
| | KINDERGARTEN | FIRST GRADE | SECOND GRADE | THIRD GRADE | FOURTH GRADE | FIFTH GRADE | SIXTH GRADE | SEVENTH GRADE | EIGHTH GRADE | NINTH GRADE | TENTH GRADE | ELEVENTH GRADE |
| Grade Level Teaching | 13.33% 2 | 13.33% 2 | 0.00% 0 | 0.00% 0 | 0.00% 0 | 13.33% 2 | 26.67% 4 | 6.67% 1 | 0.00% 0 | 20.00% 3 | 6.67% 1 | 0.00% 0 |

Q3 What subject(s) are you teaching now?

Answered: 15 Skipped: 0



| ANSWER CHOICES | RESPONSES | |
|------------------------------|-----------|---|
| Business | 0.00% | 0 |
| English | 13.33% | 2 |
| English Language Arts | 60.00% | 9 |
| Mathematics | 53.33% | 8 |
| Science | 33.33% | 5 |
| Social Studies | 40.00% | 6 |
| Physical Education | 13.33% | 2 |
| Foreign Language | 0.00% | 0 |
| Music (Instrumental) | 6.67% | 1 |
| Music (Vocal) | 0.00% | 0 |
| Total Respondents: 15 | | |

Q4 Please select the name of the school where you are currently teaching from the drop-down menu.

Answered: 11 Skipped: 4



| | | | | | | | | | | |
|--|--|--|--|--|--|--|--|--|--|--|
| | | | | | | | | | | |
|--|--|--|--|--|--|--|--|--|--|--|


| | | | | | | | | | | |
|--|--|--|--|--|--|--|--|--|--|--|
| | | | | | | | | | | |
|--|--|--|--|--|--|--|--|--|--|--|

Names of
Schools

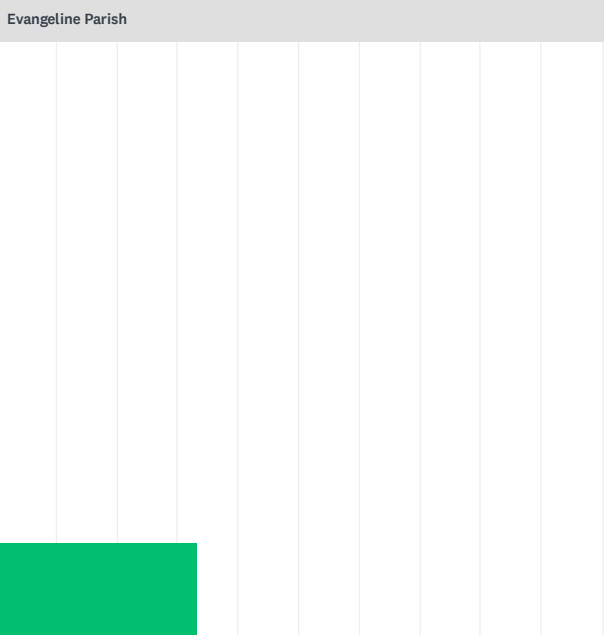


| | | | | | | | | | | |
|--|--|--|--|--|--|--|--|--|--|--|
| | | | | | | | | | | |
|--|--|--|--|--|--|--|--|--|--|--|

SURVEY OF GRADUATES: College of Education Undergraduate Programs (April 2020)

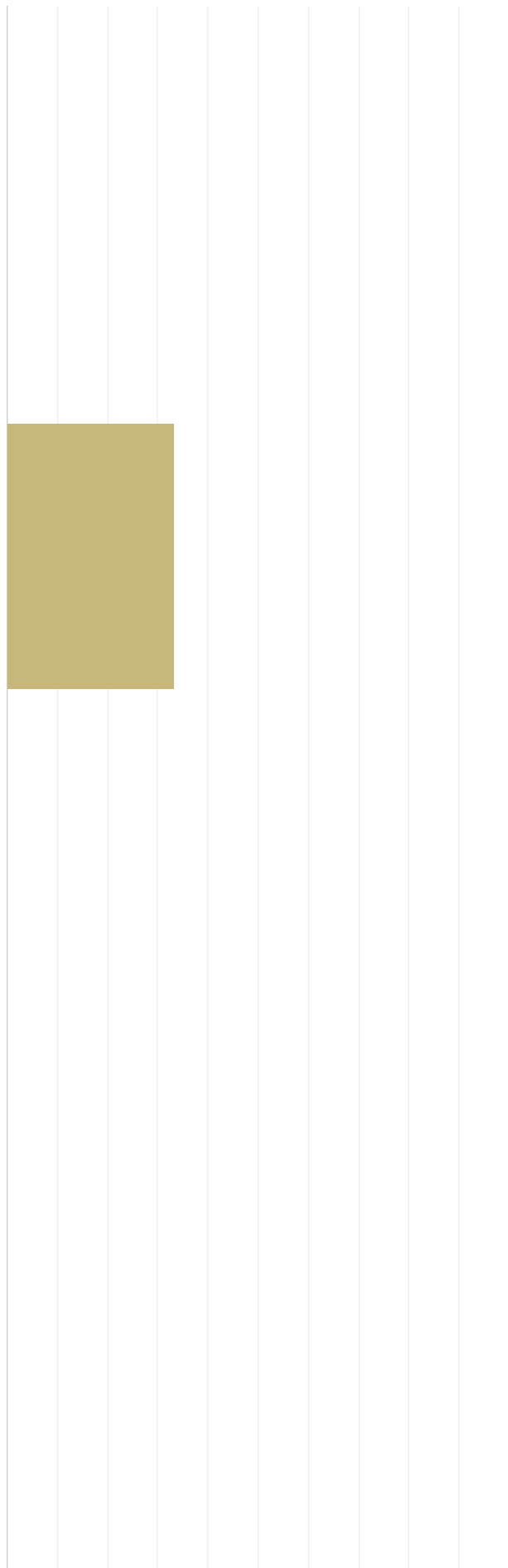


- Central Rayne Kindergarten Crowley Kindergarten Branch Elementary
- Church Point Elementary Egan Elementary Esterwood Elementary
- Evangeline Elementary Iota Elementary Martin Petijean Elementary
- Mermentau Elementary Mire Elementary Morse Elementary
- North Crowley Elementary Richard Elementary Rose Elementary
- South Crowley Elementary South Rayne Elementary
- Armstrong Middle School Church Point Middle School
- Crowley Middle School Iota Middle School Church Point High School
- Crowley High School Iota High School Midland High School
- Rayne High School Alternative School

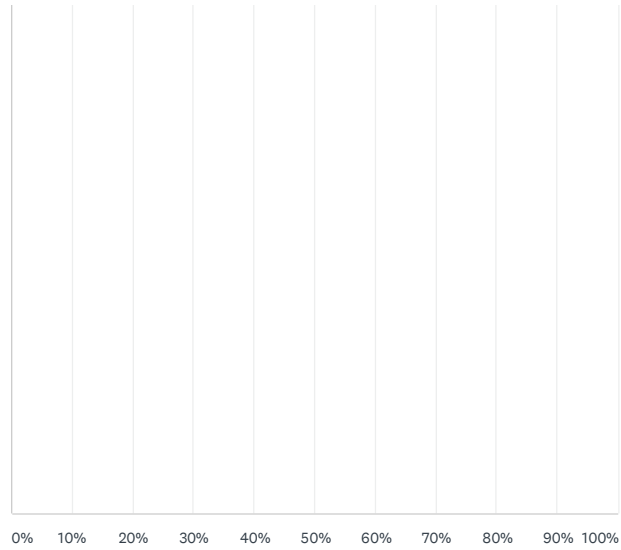





Names of
Schools



SURVEY OF GRADUATES: College of Education Undergraduate Programs (April 2020)



- Basile High School
- Bayou Chicot Elementary School
- Chataignier Elementary School
- Evangeline Central School
- James Stephens Montessori School
- Mamou Elementary School
- Mamou High School
- Pine Prairie High School
- Vidrine Elementary School
- Ville Platte High School
- W.W. Stewart Elementary School



| | | | | | | | | | | |
|--|--|--|--|--|--|--|--|--|--|--|
| | | | | | | | | | | |
|--|--|--|--|--|--|--|--|--|--|--|

| | | | | | | | | | | |
|--|--|--|--|--|--|--|--|--|--|--|
| | | | | | | | | | | |
|--|--|--|--|--|--|--|--|--|--|--|

Names of
Schools





The image shows a large, empty table with a green header bar at the top. The table has 10 columns and is otherwise blank, suggesting it is a template for data entry.

| | | | | | | | | | | |
|--|--|--|--|--|--|--|--|--|--|--|
| | | | | | | | | | | |
|--|--|--|--|--|--|--|--|--|--|--|

SURVEY OF GRADUATES: College of Education Undergraduate Programs (April 2020)

0% 10% 20% 30% 40% 50% 60% 70% 80% 90% 100%

- Anderson Middle School
- Belle Place Middle School
- Caneview Elementary School
- Center Street Elementary School
- Coteau Elementary School
- Daspit Road Elementary School
- Delcambre Elementary School
- Delcambre Elementary School
- Delcambre High School
- Dodson Street Elementary School
- Iberia Middle School
- Jeanerette Elementary School
- Jeanerette Middle School
- Jeanerette Senior High School
- Jefferson Island Road Elementary
- Johnston-Hopkins Elementary School
- Live Oak School Pre-Kindergarten Center
- Loreauville Elementary School
- Loreauville High School
- Magnolia Elementary
- New Iberia Senior High School
- North Lewis Elementary School
- North Street Elementary School
- Park Elementary School
- Pesson Addition Elementary School
- St. Charles Street Elementary School
- Sugarland Elementary School
- Westgate High School

Lafayette Parish



| | | | | | | | | | | |
|--|--|--|--|--|--|--|--|--|--|--|
| | | | | | | | | | | |
|--|--|--|--|--|--|--|--|--|--|--|

| | | | | | | | | | | |
|--|--|--|--|--|--|--|--|--|--|--|
| | | | | | | | | | | |
|--|--|--|--|--|--|--|--|--|--|--|

| | | | | | | | | | | |
|--|--|--|--|--|--|--|--|--|--|--|
| | | | | | | | | | | |
|--|--|--|--|--|--|--|--|--|--|--|

| | | | | | | | | | | |
|--|--|--|--|--|--|--|--|--|--|--|
| | | | | | | | | | | |
|--|--|--|--|--|--|--|--|--|--|--|

Names of
Schools

| | | | | | | | | | | |
|--|--|--|--|--|--|--|--|--|--|--|
| | | | | | | | | | | |
|--|--|--|--|--|--|--|--|--|--|--|

| | | | | | | | | | | |
|--|--|--|--|--|--|--|--|--|--|--|
| | | | | | | | | | | |
|--|--|--|--|--|--|--|--|--|--|--|

| | | | | | | | | | | |
|--|--|--|--|--|--|--|--|--|--|--|
| | | | | | | | | | | |
|--|--|--|--|--|--|--|--|--|--|--|

| | | | | | | | | | | |
|--|--|--|--|--|--|--|--|--|--|--|
| | | | | | | | | | | |
|--|--|--|--|--|--|--|--|--|--|--|

SURVEY OF GRADUATES: College of Education Undergraduate Programs (April 2020)



- Acadian Middle School
- Alice N. Boucher Elementary School
- Alternative Instructional Model Academy (AIM)
- Broussard Middle School
- Carencro High School
- David Thibodaux Career and Technical High School
- Early College Academy
- Ernest Gallet Elementary School
- Green T. Lindon Elementary School
- J.W. Faulk Elementary School
- Katerine Drexel Elementary School
- L.J. Alleman Middle School
- Lafayette High School
- Live Oak Elementary School
- Myrtle Place Elementary School
- O. Comeaux High School
- Paul Breaux Middle School
- Prairie Elementary School
- S.J. Montgomery Elementary School
- Truman Elementary School
- Westside Elementary School
- Youngsville Middle School
- Acadiana High School
- Broadmoor Elementary School
- Carencro Heights Elementary School
- Charles M. Burke Elementary School
- Duson Elementary School
- Edgar Martin Middle School
- Evangeline Elementary School
- J.Wallace James Elementary School
- Judice Middle School
- L. Leo Judice Elementary School
- Lafayette Charter High School
- Lafayette Middle School
- Milton Elementary School
- N.P. Moss Annex
- Northside High School
- Ossun Elementary School
- Plantation Elementary School
- Ridge Elementary School
- Scott Middle School
- STEM Academy
- W.D. Smith Career Center
- Woodvale Elementary School

St. Landry Parish

| | | | | | | | | | | |
|--|--|--|--|--|--|--|--|--|--|--|
| | | | | | | | | | | |
|--|--|--|--|--|--|--|--|--|--|--|

| | | | | | | | | | | |
|--|--|--|--|--|--|--|--|--|--|--|
| | | | | | | | | | | |
|--|--|--|--|--|--|--|--|--|--|--|

| | | | | | | | | | | |
|--|--|--|--|--|--|--|--|--|--|--|
| | | | | | | | | | | |
|--|--|--|--|--|--|--|--|--|--|--|


Names of
Schools

| | | | | | | | | | | |
|--|--|--|--|--|--|--|--|--|--|--|
| | | | | | | | | | | |
|--|--|--|--|--|--|--|--|--|--|--|

| | | | | | | | | | | |
|--|--|--|--|--|--|--|--|--|--|--|
| | | | | | | | | | | |
|--|--|--|--|--|--|--|--|--|--|--|

| | | | | | | | | | | |
|--|--|--|--|--|--|--|--|--|--|--|
| | | | | | | | | | | |
|--|--|--|--|--|--|--|--|--|--|--|

SURVEY OF GRADUATES: College of Education Undergraduate Programs (April 2020)



- Arnaudville Elementary School ■ Beau Chene High School
- Cankton Middle School ■ Creswell Elementary School
- East Elementary School ■ Eunice Career & Technical Education Center
- Eunice Elementary School ■ Eunice High School ■ Eunice Junior High School
- Glendale Elementary School ■ Grand Coteau Elementary School
- Grand Prairie Elementary School ■ Grolee Elementary School
- Highland Elementary School ■ Krotz Springs Elementary School
- Lawtell Elementary School ■ Leonville Elementary School
- Magnet Academy for Cultural Arts ■ North Central High School
- North Elementary School ■ Northeast Elementary School
- Northwest High School ■ Opelousas Junior High School
- Opelousas Senior High School ■ Palmetto Elementary School
- Park Vista Elementary School ■ Plaisance Elementary School
- Port Barre Elementary School ■ Port Barre Middle School
- South Street Elementary School ■ Sunset Elementary School
- Washington Career & Technical Education Center ■ Washington Elementary School

SURVEY OF GRADUATES: College of Education Undergraduate Programs (April 2020)

Washington Career & Technical Education Center Washington Elementary School

St. Martin Parish





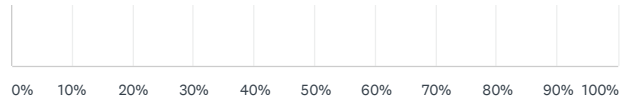
Names of
Schools



| Names of Schools |
|------------------|
| [Redacted] |

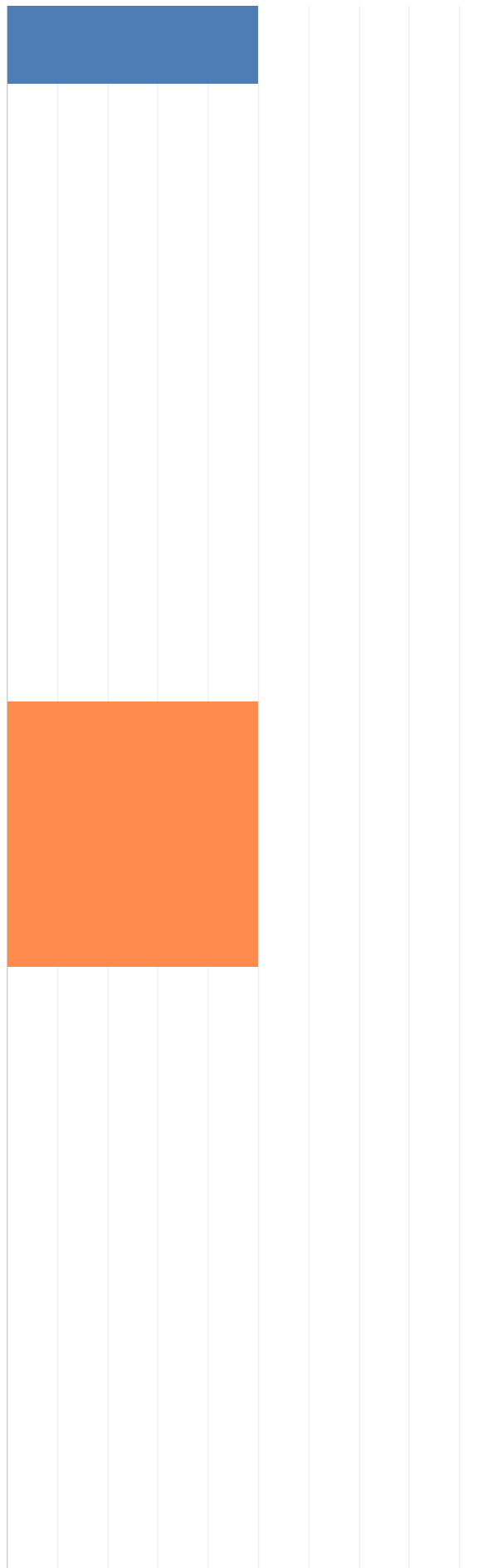
| | | | | | | | | | | |
|--|--|--|--|--|--|--|--|--|--|--|
| | | | | | | | | | | |
|--|--|--|--|--|--|--|--|--|--|--|

SURVEY OF GRADUATES: College of Education Undergraduate Programs (April 2020)



- Breaux Bridge Elementary School
- Breaux Bridge High School
- Breaux Bridge Junior High School
- Breaux Bridge Primary School
- Catahoula Elementary School
- Cecilia High School
- Cecilia Junior High School
- Cecilia Primary School
- Early Learning Center
- Parks Middle School
- Parks Primary School
- St. Martin Parish Juvenile Training Center
- St. Martinville Junior High School
- St. Martinville Primary School
- St. Martinville Senior High School
- Stephensville Elementary School
- Teche Elementary School






Names of
Schools

| | | | | | | | | | | |
|--|--|--|--|--|--|--|--|--|--|--|
| | | | | | | | | | | |
|--|--|--|--|--|--|--|--|--|--|--|

SURVEY OF GRADUATES: College of Education Undergraduate Programs (April 2020)



- Abbeville High School
- Cecil Picard Elementary School at Maurice
- Dozier Elementary School
- Eaton Park Elementary School
- Erath High School
- Erath Middle School
- Forked Island/E.Broussard Elem School
- Gueydan High School
- Indian Bayou Elementary School
- J.H. Williams Middle School
- James A. Herod Elementary School
- Jesse Owens Elementary School
- Kaplan Elementary School
- Kaplan High School
- Leblanc Elementary School
- Meaux Elementary School
- North Vermillion High School
- Rene A. Rost Middle School
- Seventh Ward Elementary School

| Acadia Parish | | | | | | | | | |
|------------------|----------------------------|----------------------|-------------------|-------------------------|-----------------|----------------------|-----------------------|-----------------|------------|
| | CENTRAL RAYNE KINDERGARTEN | CROWLEY KINDERGARTEN | BRANCH ELEMENTARY | CHURCH POINT ELEMENTARY | EGAN ELEMENTARY | ESTERWOOD ELEMENTARY | EVANGELINE ELEMENTARY | IOTA ELEMENTARY | M... E |
| Names of Schools | 50.00% 1 | 0.00% 0 | 0.00% 0 | 0.00% 0 | 0.00% 0 | 0.00% 0 | 0.00% 0 | 0.00% 0 | 0.00% 0 |

SURVEY OF GRADUATES: College of Education Undergraduate Programs (April 2020)

| Evangeline Parish | | | | | | | | | | | |
|-------------------|---------------------------------|---|------------------------------------|---|----------------------------------|--|---------------------------------------|-----------------------------|------------------------------------|------------------------------------|----------------------|
| | BASILE HIGH SCHOOL | BAYOU CHICOT ELEMENTARY SCHOOL | CHATAIGNIER ELEMENTARY SCHOOL | EVANGELINE CENTRAL SCHOOL | JAMES STEPHENS MONTESSORI SCHOOL | MAMOU ELEMENTARY SCHOOL | MAMOU HIGH SCHOOL | PINE PRAIRIE HIGH SCHOOL | VIDRINE ELEMENTARY SCHOOL | VILLI PLAT HIGH SCHOOL | |
| Names of Schools | 33.33% 1 | 0.00% 0 | 0.00% 0 | 0.00% 0 | 33.33% 1 | 0.00% 0 | 0.00% 0 | 33.33% 1 | 0.00% 0 | 0.00% 0 | |
| Iberia Parish | | | | | | | | | | | |
| | ANDERSON MIDDLE SCHOOL | BELLE PLACE MIDDLE SCHOOL | CANEVIEW ELEMENTARY SCHOOL | CENTER STREET ELEMENTARY SCHOOL | COTEAU ELEMENTARY SCHOOL | DASPIT ROAD ELEMENTARY SCHOOL | DELCAMBRE ELEMENTARY SCHOOL | DELCAMBRE ELEMENTARY SCHOOL | DELCAMBRE HIGH SCHOOL | DELCAMBRE HIGH SCHOOL | |
| Names of Schools | 0.00% 0 | 0.00% 0 | 0.00% 0 | 0.00% 0 | 0.00% 0 | 0.00% 0 | 0.00% 0 | 0.00% 0 | 0.00% 0 | 0.00% 0 | |
| Lafayette Parish | | | | | | | | | | | |
| | ACADIAN MIDDLE SCHOOL | ACADIANA HIGH SCHOOL | ALICE N. BOUCHER ELEMENTARY SCHOOL | ALTERNATIVE INSTRUCTIONAL MODEL ACADEMY (AIM) | BROADMOOR ELEMENTARY SCHOOL | BROUSSARD MIDDLE SCHOOL | CARENCRO HEIGHTS ELEMENTARY SCHOOL | CARENCRO HIGH SCHOOL | CHARLES M. BURKE ELEMENTARY SCHOOL | CHARLES M. BURKE ELEMENTARY SCHOOL | |
| Names of Schools | 0.00% 0 | 0.00% 0 | 0.00% 0 | 0.00% 0 | 0.00% 0 | 0.00% 0 | 0.00% 0 | 0.00% 0 | 0.00% 0 | 0.00% 0 | |
| St. Landry Parish | | | | | | | | | | | |
| | ARNAUVILLE ELEMENTARY SCHOOL | BEAU CHENE HIGH SCHOOL | CANKTON MIDDLE SCHOOL | CRESWELL ELEMENTARY SCHOOL | EAST ELEMENTARY SCHOOL | EUNICE CAREER & TECHNICAL EDUCATION CENTER | EUNICE ELEMENTARY SCHOOL | EUNICE HIGH SCHOOL | EUNICE JUNIOR HIGH SCHOOL | GLENDAL ELEMEN' SCHOOL | |
| Names of Schools | 0.00% 0 | 0.00% 0 | 0.00% 0 | 0.00% 0 | 0.00% 0 | 0.00% 0 | 0.00% 0 | 0.00% 0 | 0.00% 0 | 0.00% 0 | |
| St. Martin Parish | | | | | | | | | | | |
| | BREAUX BRIDGE ELEMENTARY SCHOOL | BREAUX BRIDGE HIGH SCHOOL | BREAUX BRIDGE JUNIOR HIGH SCHOOL | BREAUX BRIDGE PRIMARY SCHOOL | CATAHOULA ELEMENTARY SCHOOL | CECILIA HIGH SCHOOL | CECILIA JUNIOR HIGH SCHOOL | CECILIA PRIMARY SCHOOL | EARLY LEARNING CENTER | PARKS MIDDLE SCHOOL | PARKS PRIMARY SCHOOL |
| Names of Schools | 0.00% 0 | 0.00% 0 | 33.33% 1 | 33.33% 1 | 0.00% 0 | 0.00% 0 | 0.00% 0 | 0.00% 0 | 0.00% 0 | 33.33% 1 | 0.00% 0 |
| Vermillion Parish | | | | | | | | | | | |
| | ABBEVILLE HIGH SCHOOL | CECIL PICARD ELEMENTARY SCHOOL AT MAURICE | DOZIER ELEMENTARY SCHOOL | EATON PARK ELEMENTARY SCHOOL | ERATH HIGH SCHOOL | ERATH MIDDLE SCHOOL | FORKED ISLAND/E.BROUSSARD ELEM SCHOOL | GUEYDAN HIGH SCHOOL | INDIAN BAYOU ELEMENTAR SCHOOL | INDIAN BAYOU ELEMENTAR SCHOOL | |
| Names of Schools | 0.00% 0 | 50.00% 1 | 0.00% 0 | 0.00% 0 | 50.00% 1 | 0.00% 0 | 0.00% 0 | 0.00% 0 | 0.00% 0 | 0.00% 0 | |

Q5 If your school is not listed on the above drop-down menu, please indicate your school name and district here.

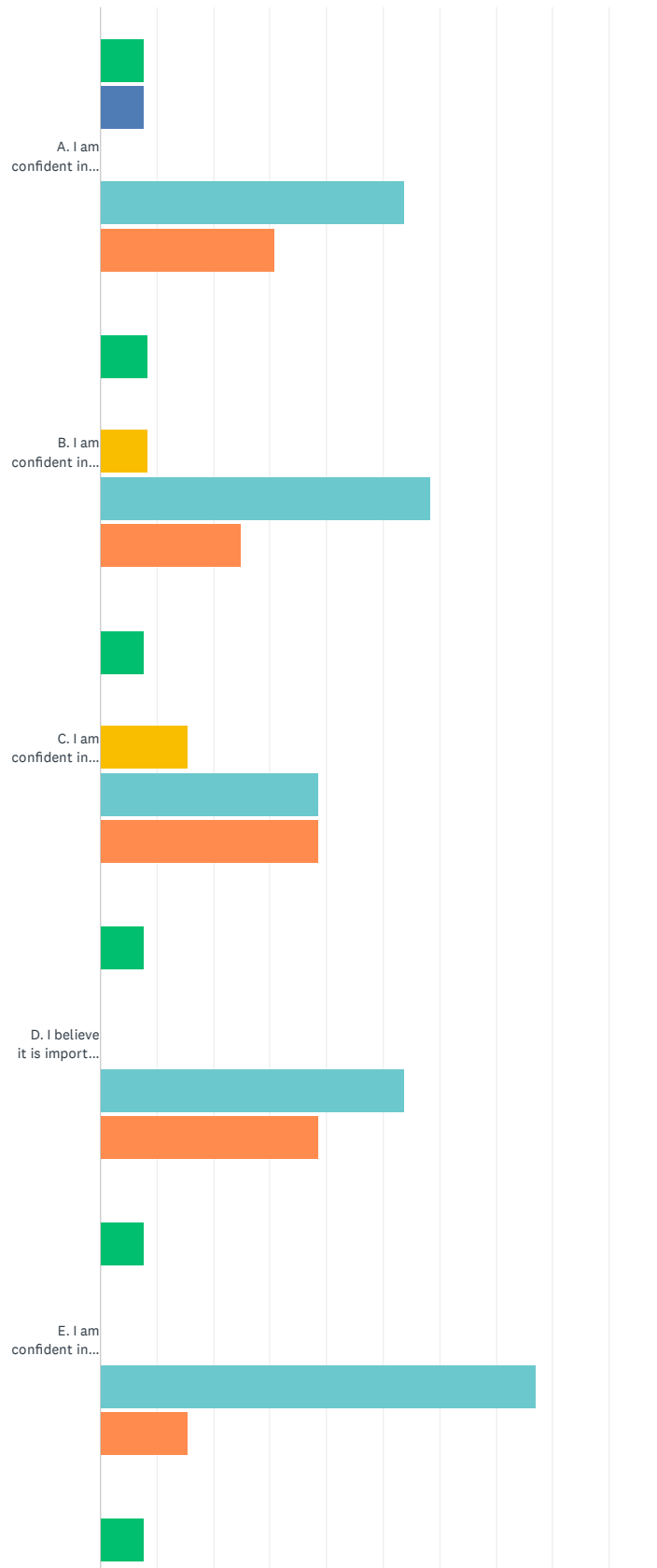
Answered: 4 Skipped: 11

Q6 If you are teaching in a Private or Parochial School, please indicate the name here.

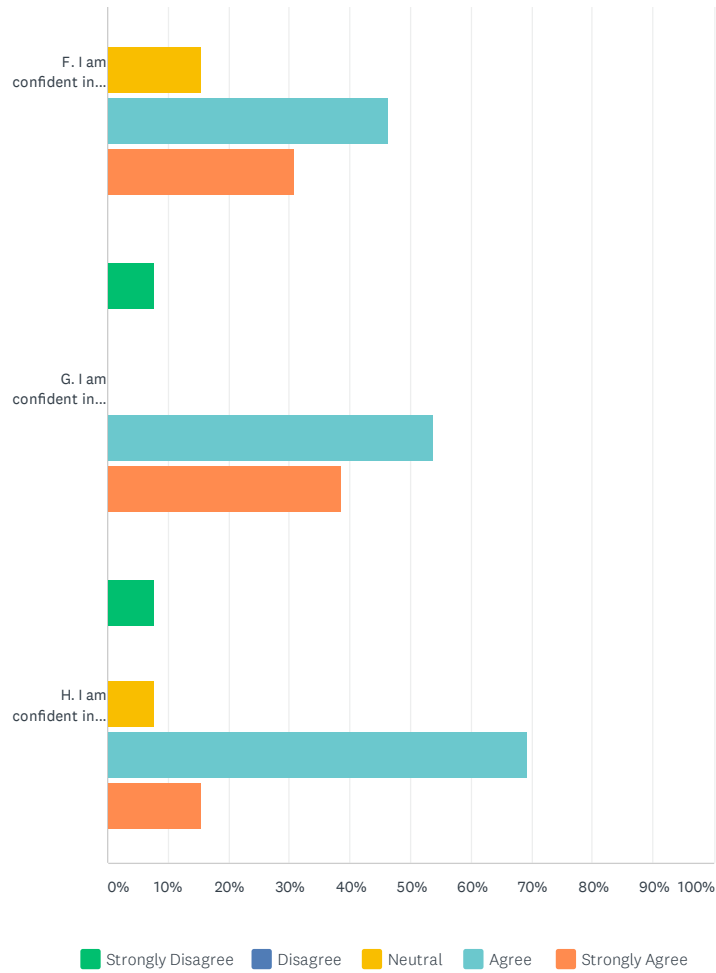
Answered: 0 Skipped: 15

Q7 Indicate below to what extent the College of Education prepared you with the knowledge, skills, and dispositions required to support student learning in the area of planning and preparation.

Answered: 13 Skipped: 2



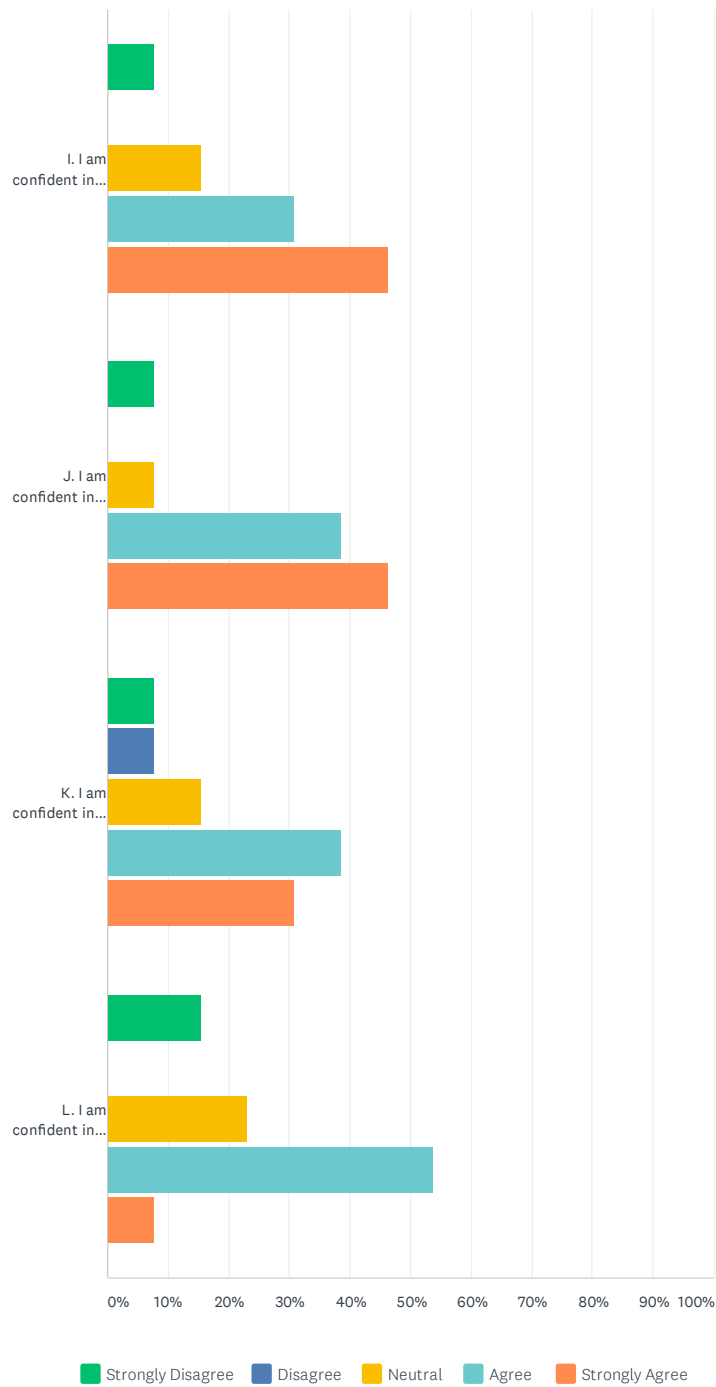
SURVEY OF GRADUATES: College of Education Undergraduate Programs (April 2020)



| | STRONGLY DISAGREE | DISAGREE | NEUTRAL | AGREE | STRONGLY AGREE | TOTAL | WEIGHTED AVERAGE |
|---|-------------------|------------|-------------|--------------|----------------|-------|------------------|
| A. I am confident in my ability to utilize a variety of effective pedagogical approaches. InTASC 8 | 7.69% 1 | 7.69% 1 | 0.00% 0 | 53.85% 7 | 30.77% 4 | 13 | 3.92 |
| B. I am confident in my ability to plan for varied students' needs within a given lesson. InTASC 2 | 8.33% 1 | 0.00% 0 | 8.33% 1 | 58.33% 7 | 25.00% 3 | 12 | 3.92 |
| C. I am confident in my ability to incorporate students' interests into lessons. InTASC 1 | 7.69% 1 | 0.00% 0 | 15.38% 2 | 38.46% 5 | 38.46% 5 | 13 | 4.00 |
| D. I believe it is important to connect with students and families beyond the classroom. InTASC 10 | 7.69% 1 | 0.00% 0 | 0.00% 0 | 53.85% 7 | 38.46% 5 | 13 | 4.15 |
| E. I am confident in my ability to set clear instructional outcomes centered on student learning. InTASC 7 | 7.69% 1 | 0.00% 0 | 0.00% 0 | 76.92% 10 | 15.38% 2 | 13 | 3.92 |
| F. I am confident in my ability to utilize a variety of resources, including those outside of the school, to support student learning. InTASC 8 | 7.69% 1 | 0.00% 0 | 15.38% 2 | 46.15% 6 | 30.77% 4 | 13 | 3.92 |
| G. I am confident in my ability to design lessons that support instructional outcomes and reflect important concepts. InTASC 7 | 7.69% 1 | 0.00% 0 | 0.00% 0 | 53.85% 7 | 38.46% 5 | 13 | 4.15 |
| H. I am confident in my ability to design formal and informal assessments. InTASC 6 | 7.69% 1 | 0.00% 0 | 7.69% 1 | 69.23% 9 | 15.38% 2 | 13 | 3.85 |

Q8 Indicate below to what extent the College of Education prepared you with the knowledge, skills, and dispositions required to support student learning in the area of classroom environment.

Answered: 13 Skipped: 2

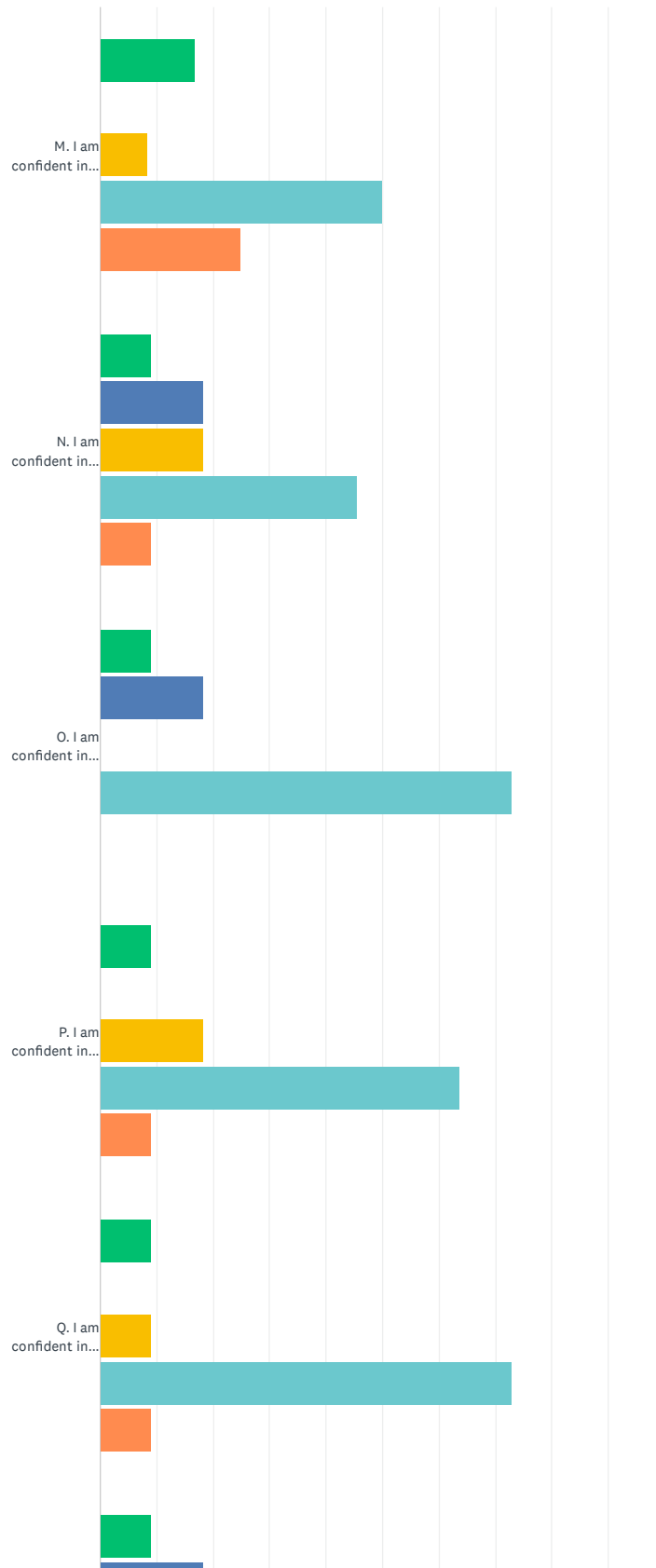


SURVEY OF GRADUATES: College of Education Undergraduate Programs (April 2020)

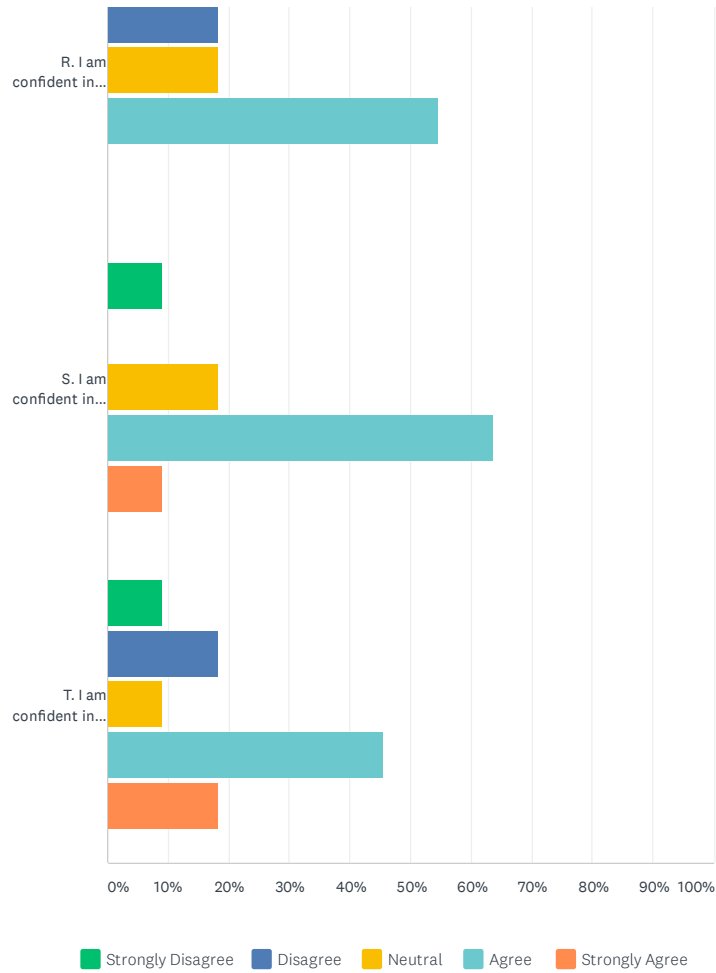
| | STRONGLY DISAGREE | DISAGREE | NEUTRAL | AGREE | STRONGLY AGREE | TOTAL | WEIGHTED AVERAGE |
|---|----------------------|------------|-------------|-------------|-------------------|-------|---------------------|
| I. I am confident in my ability to create an environment of respect and rapport. InTASC 3 | 7.69% 1 | 0.00% 0 | 15.38% 2 | 30.77% 4 | 46.15% 6 | 13 | 4.08 |
| J. I am confident in my ability to foster a classroom environment conducive to student discussion and questioning. InTASC 5 | 7.69% 1 | 0.00% 0 | 7.69% 1 | 38.46% 5 | 46.15% 6 | 13 | 4.15 |
| K. I am confident in my ability to manage classroom procedures. InTASC 3 | 7.69% 1 | 7.69% 1 | 15.38% 2 | 38.46% 5 | 30.77% 4 | 13 | 3.77 |
| L. I am confident in my ability to manage student behavior. InTASC 3 | 15.38% 2 | 0.00% 0 | 23.08% 3 | 53.85% 7 | 7.69% 1 | 13 | 3.38 |

Q9 Indicate below to what extent the College of Education prepared you with the knowledge, skills, and dispositions required to support student learning in the area of instruction.

Answered: 12 Skipped: 3



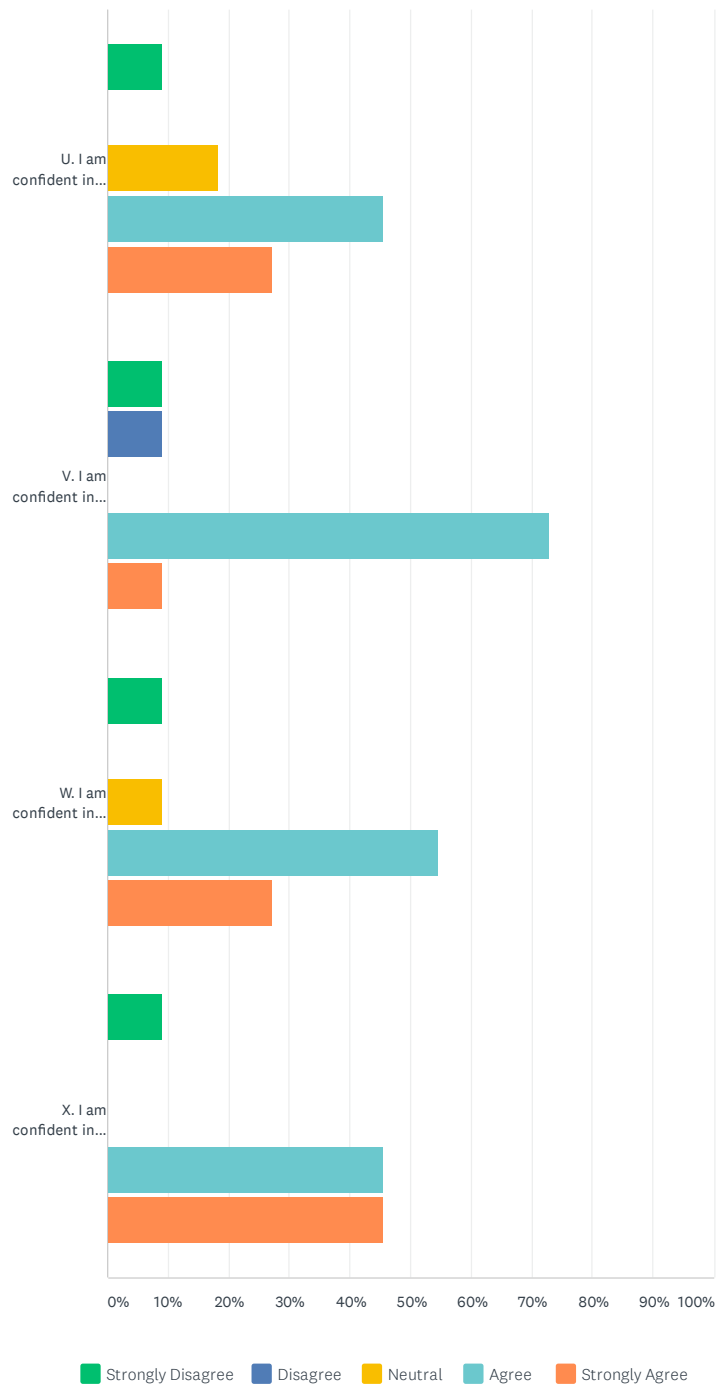
SURVEY OF GRADUATES: College of Education Undergraduate Programs (April 2020)



| | STRONGLY DISAGREE | DISAGREE | NEUTRAL | AGREE | STRONGLY AGREE | TOTAL | WEIGHTED AVERAGE |
|--|-------------------|-------------|-------------|-------------|----------------|-------|------------------|
| M. I am confident in my ability to clearly communicate content knowledge to students. InTASC 4 | 16.67% 2 | 0.00% 0 | 8.33% 1 | 50.00% 6 | 25.00% 3 | 12 | 3.67 |
| N. I am confident in my ability to demonstrate and use a variety of questions to scaffold student learning. InTASC 5 | 9.09% 1 | 18.18% 2 | 18.18% 2 | 45.45% 5 | 9.09% 1 | 11 | 3.27 |
| O. I am confident in my ability to engage students in discussion to support learning objectives. InTASC 8 | 9.09% 1 | 18.18% 2 | 0.00% 0 | 72.73% 8 | 0.00% 0 | 11 | 3.36 |
| P. I am confident in my ability to intellectually engage students in lessons. InTASC 5 | 9.09% 1 | 0.00% 0 | 18.18% 2 | 63.64% 7 | 9.09% 1 | 11 | 3.64 |
| Q. I am confident in my ability to support student initiatives to make learning more meaningful or relevant to their needs. InTASC 1 | 9.09% 1 | 0.00% 0 | 9.09% 1 | 72.73% 8 | 9.09% 1 | 11 | 3.73 |
| R. I am confident in my ability to engage students in reflection and synthesis of knowledge. InTASC 8 | 9.09% 1 | 18.18% 2 | 18.18% 2 | 54.55% 6 | 0.00% 0 | 11 | 3.18 |
| S. I am confident in my ability to use a variety of assessments to adjust instruction to meet students' needs. InTASC 6 | 9.09% 1 | 0.00% 0 | 18.18% 2 | 63.64% 7 | 9.09% 1 | 11 | 3.64 |
| T. I am confident in my ability to adapt instruction to meet students' needs during a lesson. InTASC 2 | 9.09% 1 | 18.18% 2 | 9.09% 1 | 45.45% 5 | 18.18% 2 | 11 | 3.45 |

Q10 Indicate below to what extent the College of Education prepared you with the knowledge, skills, and dispositions required to support student learning in the area of professional responsibilities.

Answered: 11 Skipped: 4



SURVEY OF GRADUATES: College of Education Undergraduate Programs (April 2020)

| | STRONGLY DISAGREE | DISAGREE | NEUTRAL | AGREE | STRONGLY AGREE | TOTAL | WEIGHTED AVERAGE |
|--|-------------------|------------|-------------|-------------|----------------|-------|------------------|
| U. I am confident in my ability to modify instruction based on previous experience and reflections. InTASC 9 | 9.09% 1 | 0.00% 0 | 18.18% 2 | 45.45% 5 | 27.27% 3 | 11 | 3.82 |
| V. I am confident in my ability to communicate effectively with families. InTASC 10 | 9.09% 1 | 9.09% 1 | 0.00% 0 | 72.73% 8 | 9.09% 1 | 11 | 3.64 |
| W. I am confident in my ability to participate in a professional community. InTASC 9 | 9.09% 1 | 0.00% 0 | 9.09% 1 | 54.55% 6 | 27.27% 3 | 11 | 3.91 |
| X. I am confident in my ability to continue to learn and grow as a professional. InTASC 9 | 9.09% 1 | 0.00% 0 | 0.00% 0 | 45.45% 5 | 45.45% 5 | 11 | 4.18 |

Q11 What areas or aspects of your teacher education program do you feel assisted you the most in developing your skills and competencies to support student learning? (list up to three)

Answered: 9 Skipped: 6

Q12 What areas or aspects of your teacher education program do you feel assisted you the least in developing your skills and competencies to support student learning? (list up to three)

Answered: 8 Skipped: 7

Q13 What are some ways the current teacher education program could be improved to better prepare candidates to support student learning?
Please provide an explanation.

Answered: 9 Skipped: 6

Q14 Do you feel you were prepared to teach the subject(s) you presently teach? Please provide an explanation.

Answered: 9 Skipped: 6

Q15 Please note any additional questions, comments or concerns here.

Answered: 3 Skipped: 12

Q16 What is your name? (Optional)

Answered: 5 Skipped: 10

Q17 What are your school email addresses?

Answered: 5 Skipped: 10

| ANSWER CHOICES | RESPONSES | |
|----------------|-----------|---|
| Address 1 | 100.00% | 5 |
| Address 2 | 0.00% | 0 |

Q18 What are your personal email addresses?

Answered: 5 Skipped: 10

| ANSWER CHOICES | RESPONSES | |
|----------------|-----------|---|
| Address 1 | 100.00% | 5 |
| Address 2 | 20.00% | 1 |

Q19 What are your contact numbers?

Answered: 4 Skipped: 11

| ANSWER CHOICES | RESPONSES | |
|----------------|-----------|---|
| Cell Phone | 100.00% | 4 |
| Home Phone | 25.00% | 1 |
| Work Phone | 50.00% | 2 |