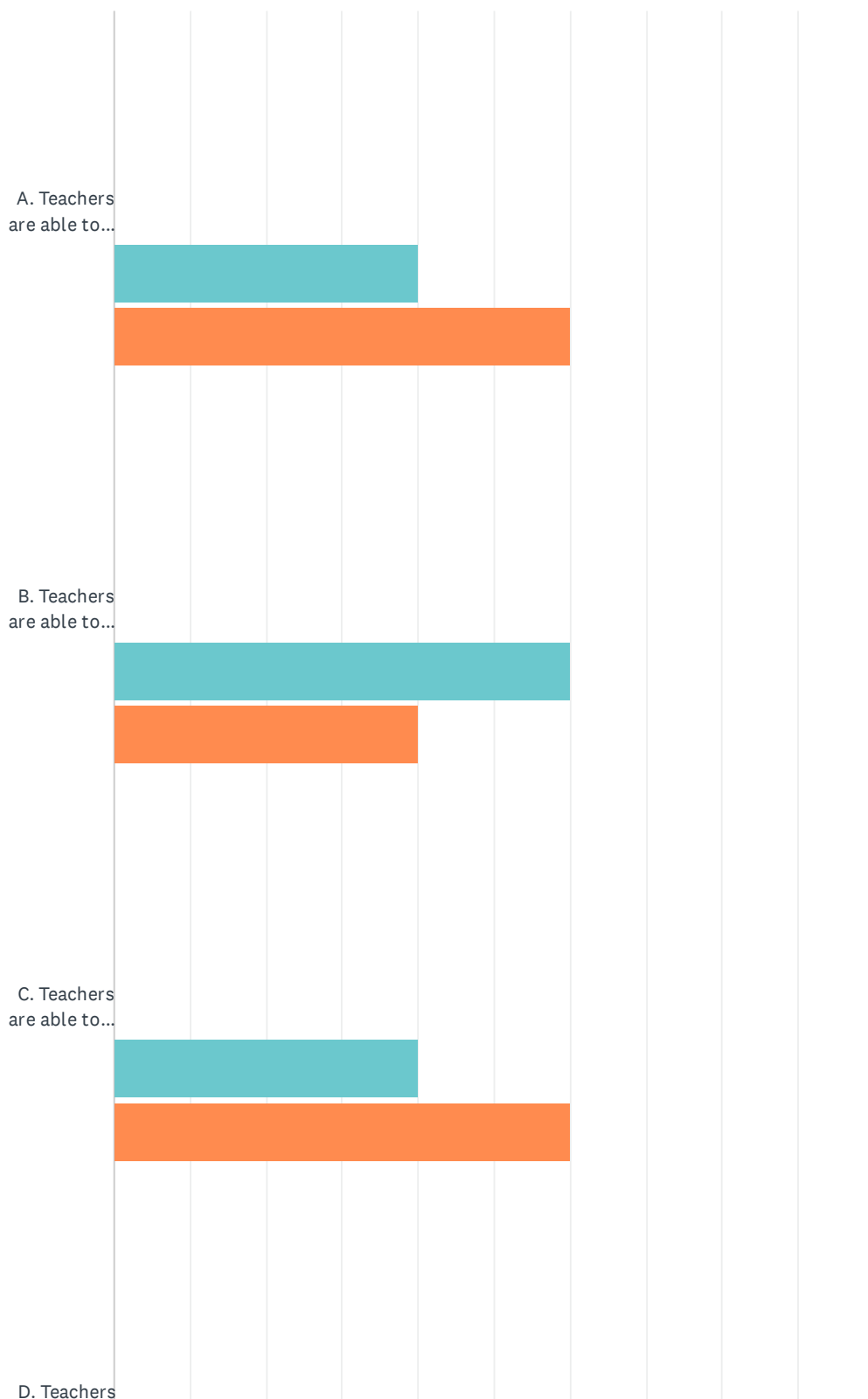
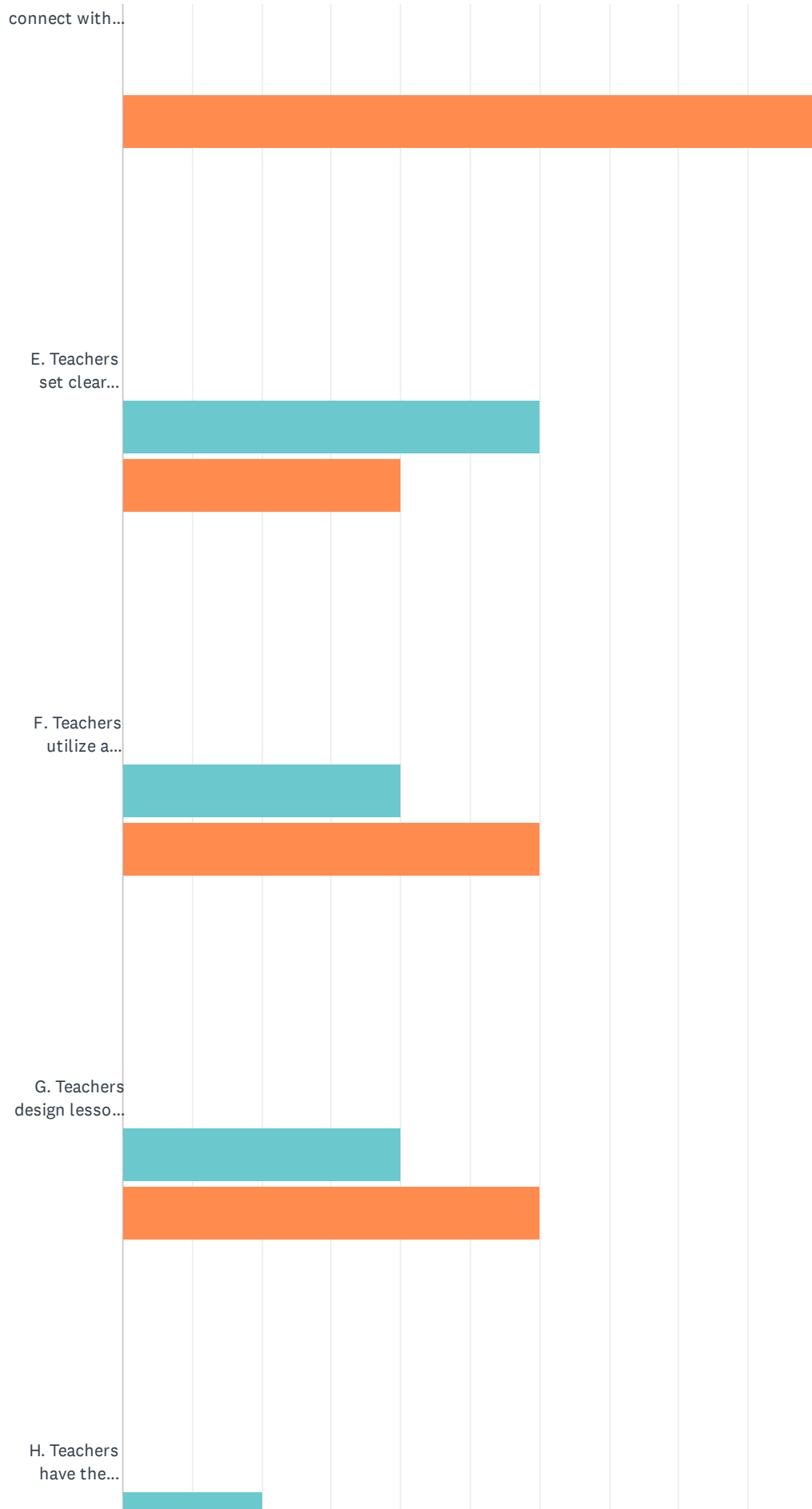


Q1 Indicate below to what extent the College of Education prepared classroom teachers with the knowledge, skills, and dispositions required to support student learning in the area of planning and preparation.

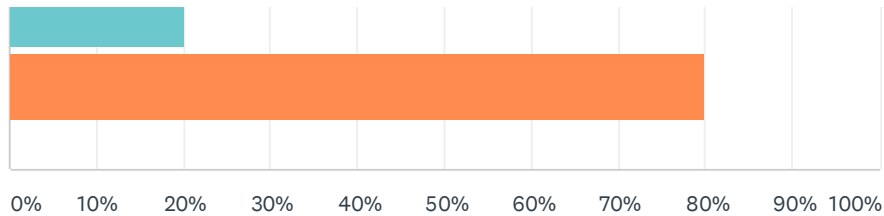
Answered: 5 Skipped: 0



SURVEY OF EMPLOYERS: College of Education Undergraduate (April 2020)



SURVEY OF EMPLOYERS: College of Education Undergraduate (April 2020)

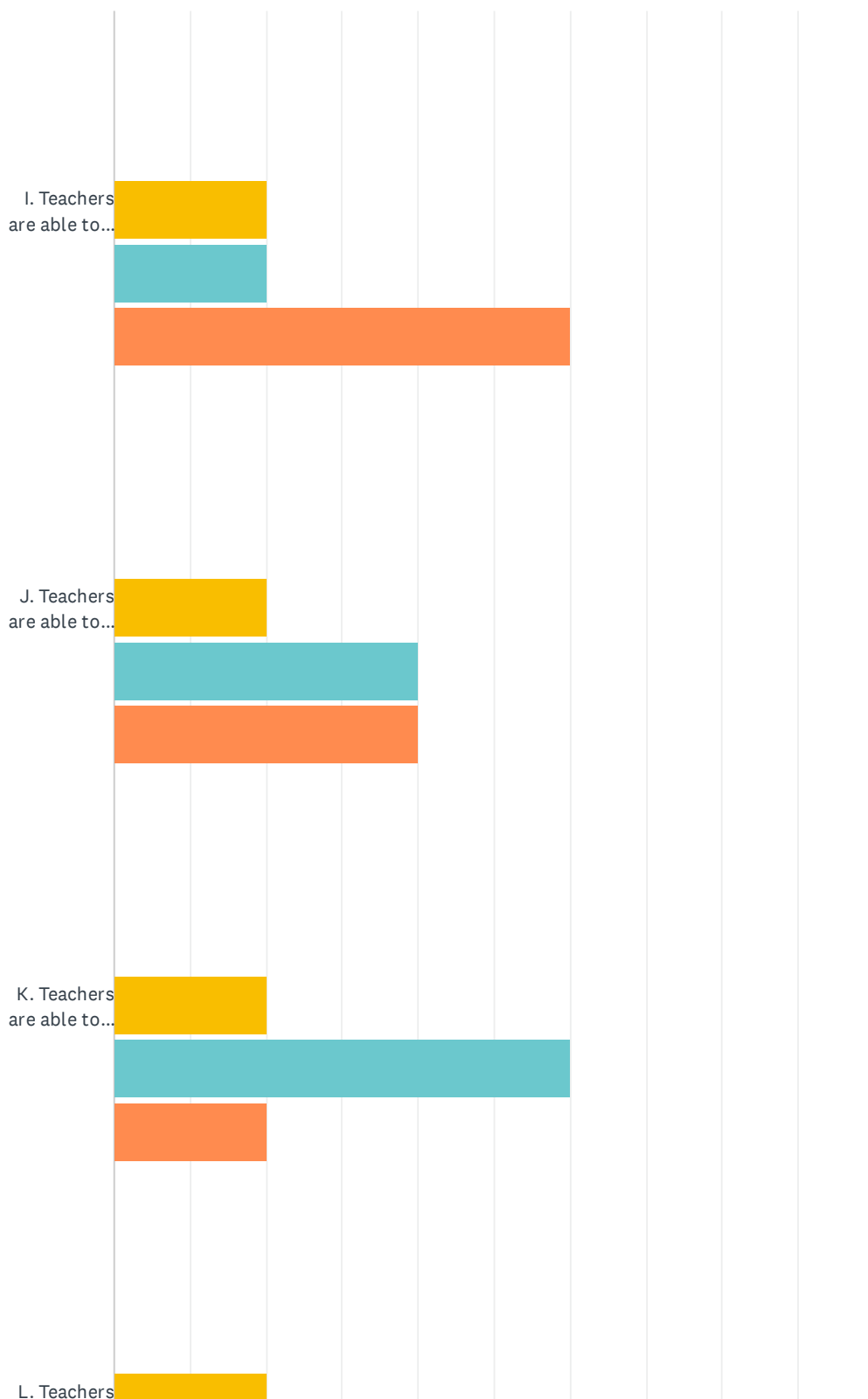


■ Strongly Disagree
 ■ Disagree
 ■ Neutral
 ■ Agree
 ■ Strongly Agree

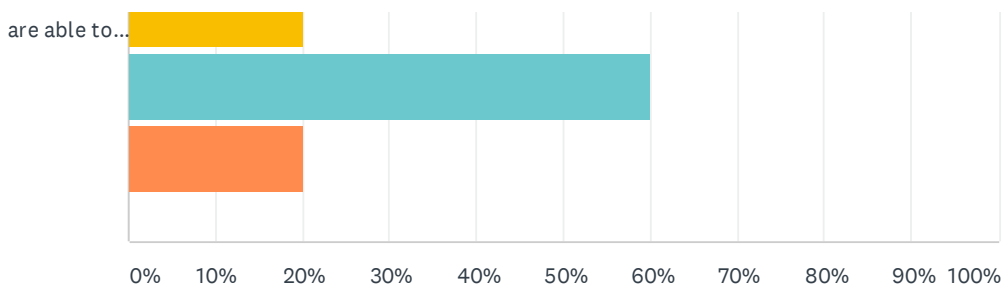
	STRONGLY DISAGREE	DISAGREE	NEUTRAL	AGREE	STRONGLY AGREE	TOTAL	WEIGHTED AVERAGE
A. Teachers are able to utilize a variety of effective pedagogical approaches. InTASC 8	0.00% 0	0.00% 0	0.00% 0	40.00% 2	60.00% 3	5	4.60
B. Teachers are able to plan for varied students' needs within a given lesson. InTASC 2	0.00% 0	0.00% 0	0.00% 0	60.00% 3	40.00% 2	5	4.40
C. Teachers are able to incorporate students' interests into lessons. InTASC 1	0.00% 0	0.00% 0	0.00% 0	40.00% 2	60.00% 3	5	4.60
D. Teachers connect with students and families beyond the classroom. InTASC 10	0.00% 0	0.00% 0	0.00% 0	0.00% 0	100.00% 5	5	5.00
E. Teachers set clear instructional outcomes centered on student learning. InTASC 7	0.00% 0	0.00% 0	0.00% 0	60.00% 3	40.00% 2	5	4.40
F. Teachers utilize a variety of resources, including those outside of the school, to support student learning. InTASC 8	0.00% 0	0.00% 0	0.00% 0	40.00% 2	60.00% 3	5	4.60
G. Teachers design lessons that support instructional outcomes and reflect important concepts. InTASC 7	0.00% 0	0.00% 0	0.00% 0	40.00% 2	60.00% 3	5	4.60
H. Teachers have the ability to design formal and informal assessments. InTASC 6	0.00% 0	0.00% 0	0.00% 0	20.00% 1	80.00% 4	5	4.80

Q2 Indicate below to what extent the College of Education prepared classroom teachers with the knowledge, skills, and dispositions required to support student learning in the area of classroom environment.

Answered: 5 Skipped: 0



SURVEY OF EMPLOYERS: College of Education Undergraduate (April 2020)

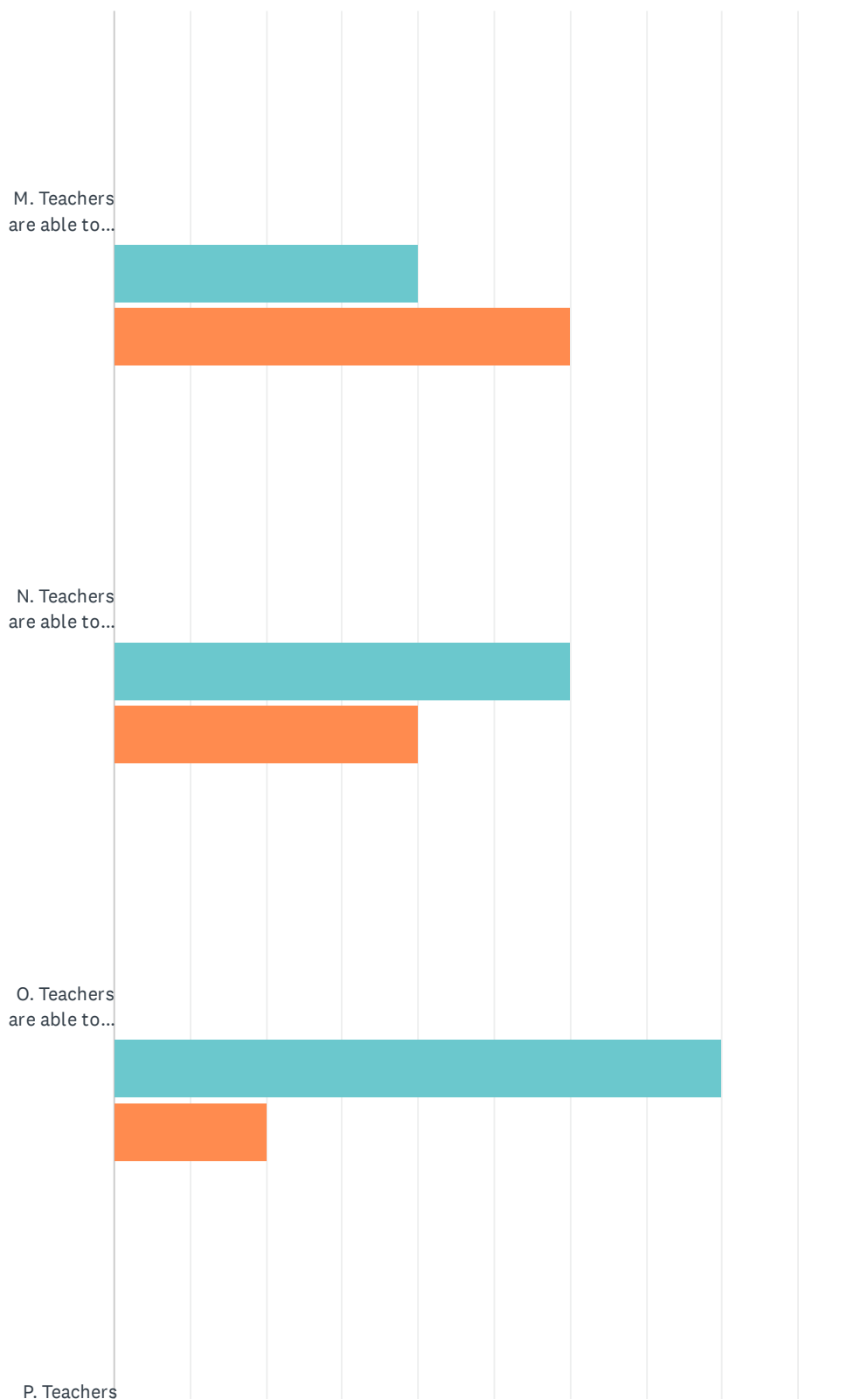


■ Strongly Disagree
 ■ Disagree
 ■ Neutral
 ■ Agree
 ■ Strongly Agree

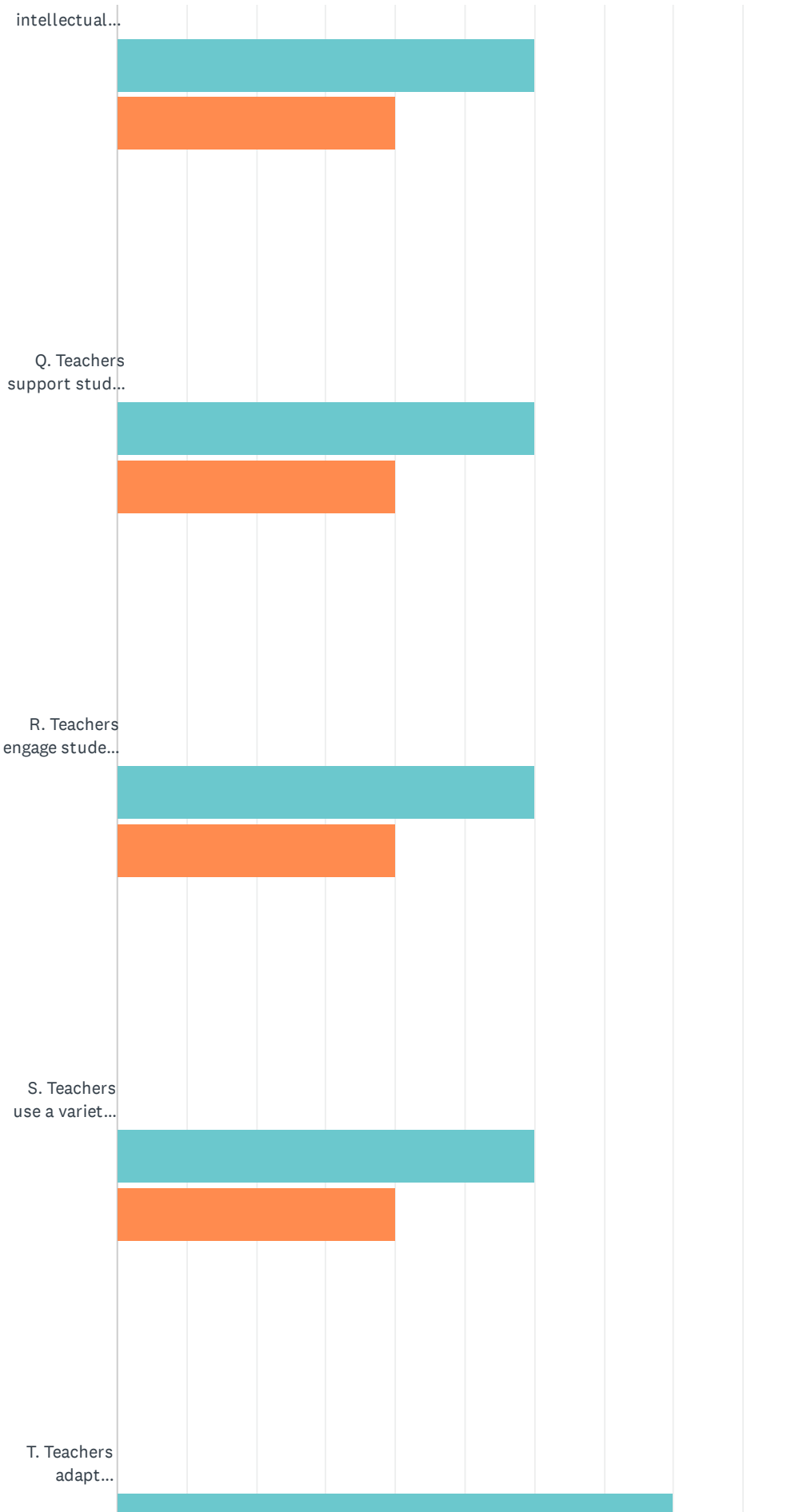
	STRONGLY DISAGREE	DISAGREE	NEUTRAL	AGREE	STRONGLY AGREE	TOTAL	WEIGHTED AVERAGE
I. Teachers are able to create an environment of respect and rapport. InTASC 3	0.00% 0	0.00% 0	20.00% 1	20.00% 1	60.00% 3	5	4.40
J. Teachers are able to foster a classroom environment conducive to student discussion and questioning. InTASC 5	0.00% 0	0.00% 0	20.00% 1	40.00% 2	40.00% 2	5	4.20
K. Teachers are able to manage classroom procedures. InTASC 3	0.00% 0	0.00% 0	20.00% 1	60.00% 3	20.00% 1	5	4.00
L. Teachers are able to manage student behavior. InTASC 3	0.00% 0	0.00% 0	20.00% 1	60.00% 3	20.00% 1	5	4.00

Q3 Indicate below to what extent the College of Education prepared classroom teachers with the knowledge, skills, and dispositions required to support student learning in the area of instruction.

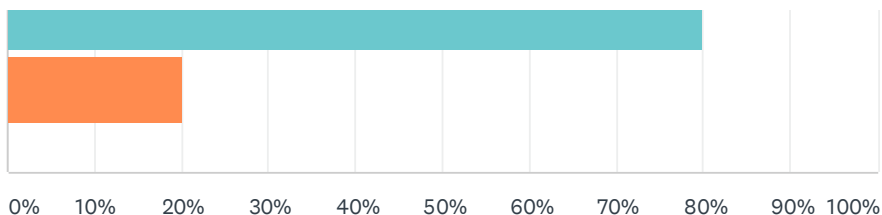
Answered: 5 Skipped: 0



SURVEY OF EMPLOYERS: College of Education Undergraduate (April 2020)



SURVEY OF EMPLOYERS: College of Education Undergraduate (April 2020)



■ Strongly Disagree
 ■ Disagree
 ■ Neutral
 ■ Agree
 ■ Strongly Agree

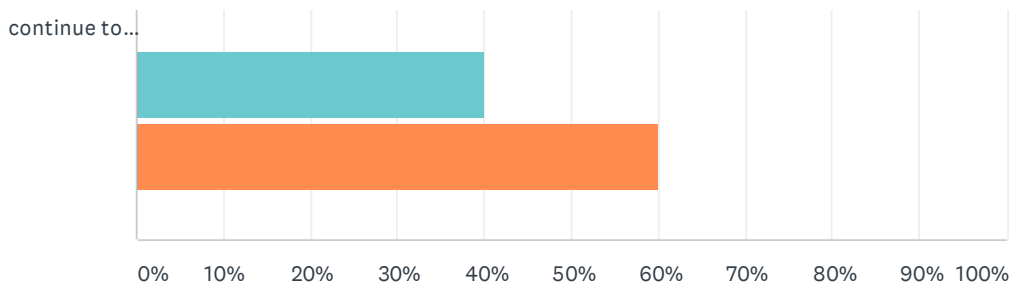
	STRONGLY DISAGREE	DISAGREE	NEUTRAL	AGREE	STRONGLY AGREE	TOTAL	WEIGHTED AVERAGE
M. Teachers are able to clearly communicate content knowledge to students. InTASC 4	0.00% 0	0.00% 0	0.00% 0	40.00% 2	60.00% 3	5	4.60
N. Teachers are able to demonstrate and use a variety of questions to scaffold student learning. InTASC 5	0.00% 0	0.00% 0	0.00% 0	60.00% 3	40.00% 2	5	4.40
O. Teachers are able to engage students in discussion to support learning objectives. InTASC 8	0.00% 0	0.00% 0	0.00% 0	80.00% 4	20.00% 1	5	4.20
P. Teachers intellectually engage students in lessons. InTASC 5	0.00% 0	0.00% 0	0.00% 0	60.00% 3	40.00% 2	5	4.40
Q. Teachers support student initiatives to make learning more meaningful or relevant to their needs. InTASC 1	0.00% 0	0.00% 0	0.00% 0	60.00% 3	40.00% 2	5	4.40
R. Teachers engage students in reflection and synthesis of knowledge. InTASC 8	0.00% 0	0.00% 0	0.00% 0	60.00% 3	40.00% 2	5	4.40
S. Teachers use a variety of assessments to adjust instruction to meet students' needs. InTASC 6	0.00% 0	0.00% 0	0.00% 0	60.00% 3	40.00% 2	5	4.40
T. Teachers adapt instruction to meet students' needs during a lesson. InTASC 2	0.00% 0	0.00% 0	0.00% 0	80.00% 4	20.00% 1	5	4.20

Q4 Indicate below to what extent the College of Education prepared classroom teachers with the knowledge, skills, and dispositions required to support student learning in the area of professional responsibilities.

Answered: 5 Skipped: 0



SURVEY OF EMPLOYERS: College of Education Undergraduate (April 2020)



■ Strongly Disagree
 ■ Disagree
 ■ Neutral
 ■ Agree
 ■ Strongly Agree

	STRONGLY DISAGREE	DISAGREE	NEUTRAL	AGREE	STRONGLY AGREE	TOTAL	WEIGHTED AVERAGE
U. Teachers modify instruction based on previous experience and reflections. InTASC 9	0.00% 0	0.00% 0	0.00% 0	80.00% 4	20.00% 1	5	4.20
V. Teachers communicate effectively with families. InTASC 10	0.00% 0	0.00% 0	0.00% 0	60.00% 3	40.00% 2	5	4.40
W. Teachers participate in a professional community. InTASC 9	0.00% 0	0.00% 0	0.00% 0	40.00% 2	60.00% 3	5	4.60
X. Teachers continue to learn and grow as a professional. InTASC 9	0.00% 0	0.00% 0	0.00% 0	40.00% 2	60.00% 3	5	4.60

Q5 What are some ways the current Teacher Education Program could be improved to better prepare teachers to support student learning? Please provide an explanation.

Answered: 4 Skipped: 1

Q6 Do you feel your teachers were prepared to teach the subject(s) they presently teach? Please provide an explanation.

Answered: 5 Skipped: 0

Q7 Please note any additional questions, comments or concerns here.

Answered: 3 Skipped: 2